S2AB~S2MB

Rev.A May.-2018

DATA SHEET

˜Yت / Descriptions

50V~1000V 2.0A SMB

Surface Mount General Purpose Silicon Rectifiers,Reverse Voltage:50 to1000V,Forward Current:2.0A, SMB package.

◕ È / Features

RoHS 2011/65/EU

Glass Passivated Chip Junction,Fast reverse recovery time,Lead free in comply with EU R0HS 2011/65/EU directives,For surface mounted applications.Halogen free product.

ข ي / Applications

.

General purpose.

Ŋ ڤ ڳ ≠ ع / Equivalent Circuit

ã ⅄ ʊ˜ / Pinning

PIN	DESCRIPTION
1	Cathode
2	Anode

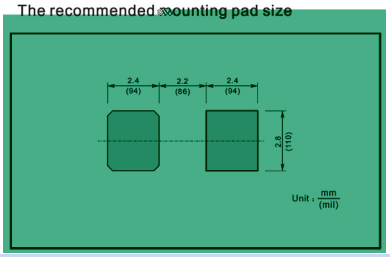

ɬ ʜ ɑ̇ / Marking

See Marking Instructions.

Parameter	Symbol	Rating							Unit
		S2AB	S2BB	S2DB	S2GB	S2JB	S2KB	S2MB	
Maximum Repetitive Peak Reverse Voltage	V_{RRM}	50	100	200	400	600	800	1000	V

≠ ∃ ̃Ą´E ∨ ƒ / Electrical Characteristic Curve

Fig.1 Forward Current Derating Curve

Fig.2 Typical Instaneous Reverse Characteristics



ᵘ Ė Ồ Ļ ƒ / Package Dimensions

SMB

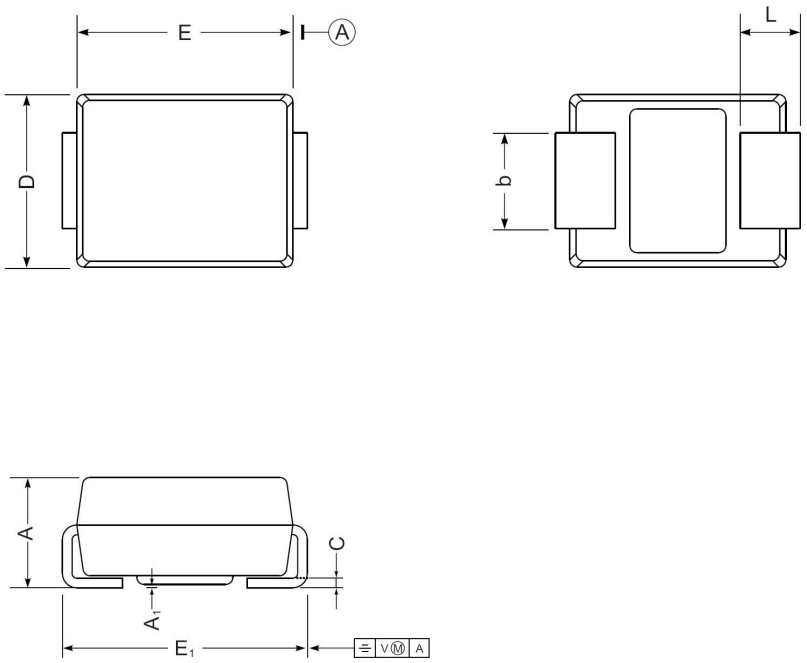

SMB mechanical data

UNIT		A	E	D	E_1	A_1	L	C	b
mm	max	2.44	4.70	3.94	5.59	0.20	1.5	0.305	2.2
	min	2.13	4.06	3.3	5.08	0.05	0.8	0.152	1.9
mil	max	96	185	155	220	7.9	59	12	87
	min	84	160	130	200	2.0	32	6	75

Ł. Ł Ω / Marking Instructions

Marking

Type number	Marking code
S2AR	S2A
S2BB	S2B
S2DB	S2D
S2GB	S2G
S2JB	S2J
S2KR	S2K
S2MB	S2M

Ł. Ł Ω / Marking Instructions

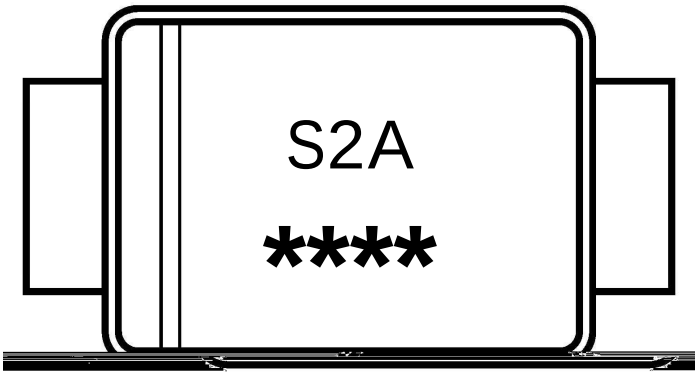

S2A

**** 1 * 3 *

Note:

S2A Product Type Code

**** Lot No. Code The 1st * means:YM Code The last 3 * means:little Lot No Code

ŧħ ʃ ╗ ẘ ´E ⅵ ʃ (ᾢ ʒ) / Whp shudwxuh Suriloh iru LU Uhior z Vroghulqj+Se0luhh,

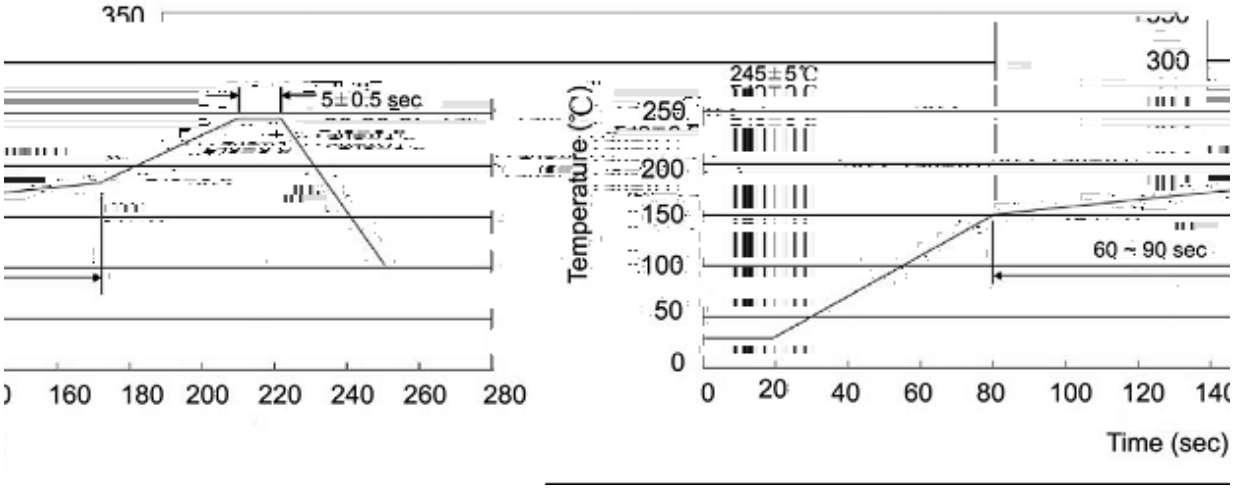

			Note:
1	150 180	60 90sec;	1.Preheating:150~180 , Time:60~90sec.
2	245±5	5±0.5sec;	2.Peak Temp.:245±5 , Duration:5±0.5sec.
3	2 10	/sec.	3. Cooling Speed: 2~10 /sec.

⅃ ǖ ɑ ˝ `Y Ţ / Resistance to Soldering Heat Test Conditions

260±5	10±1 sec.	Temp.:260±5	Time:10±1 sec

ɔ ⊢ ⊂ — / Packaging SPEC.

/ REEL

Package Type 封装形式	Units 包装数量					Dimension 包装尺寸 (unit: mm^3)		
	Units/Reel 只/卷盘	Reels/Inner Box 卷盘/盒	Units/Inner Box 只/盒	Inner Boxes/Outer Box 盒/箱	Units/Outer Box 只/箱	Reel	Inner Box 盒	Outer Box 箱