/ Descriptions

˜ ˛ ˚ Ł ˜Ǫ ˩˜ ‖ ˥ ı ɾ ᵇ ɔ ʁ χ 83Y¢4333Y ı* ᵇ ɔ ˩ χ 513D ı ʅ ʒ VPEI Ṃ Ł

/ Features

ᴛ ᴀ ᴋ ᴌ ᴅ ı ɾ ᵇ Õ ᵘ ˋH ᵏ ȍ ı ṇ̀ ᵠ ᵀ ᵡ ˋ UrKV ˝Yɲ 53442982HX ı ᵍ ᵀ ˜ ˛ ˚ Ł ṇ̀ ᵠ ᵝ
0

/ Applications

˚ ᵀ ᴗ1

/ Equivalent Circuit

/ Pinning



PIN	DESCRIPTION
1	Cathode
2	Anode

The recommended mounting pad size

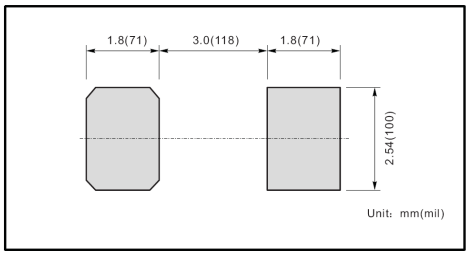

/ Marking

ȯ M ˥ ب ˝

/ Absolute Maximum Ratings(Ta=25)

v Q	N	Q							D H
℃	( )								
)									
)									℃
									℃

/ Electrical Characteristics(Ta=25)

v Q	N		数值	D H
		℃		
		℃		

/ Electrical Characteristic Curve

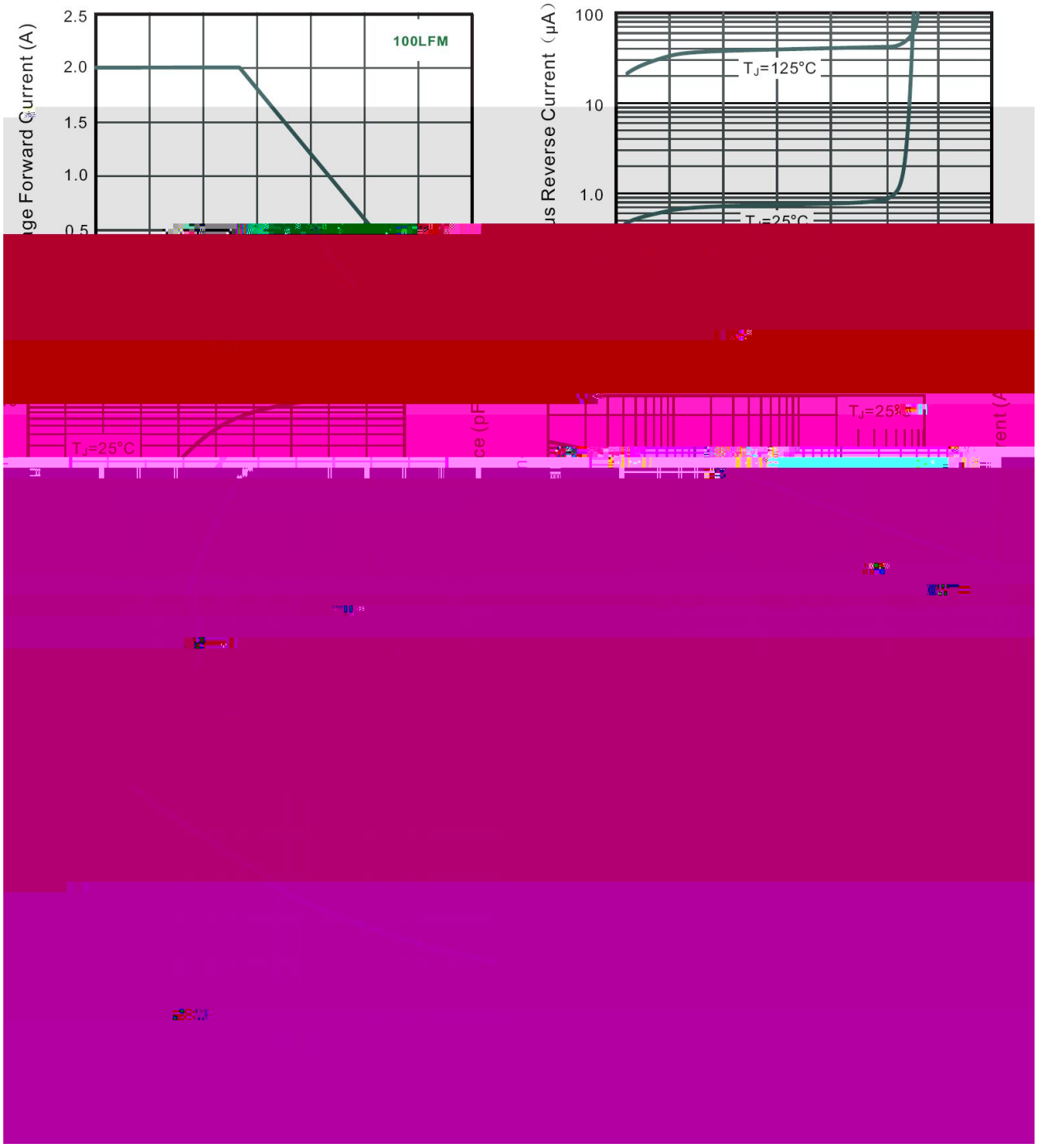

/ Package Dimensions

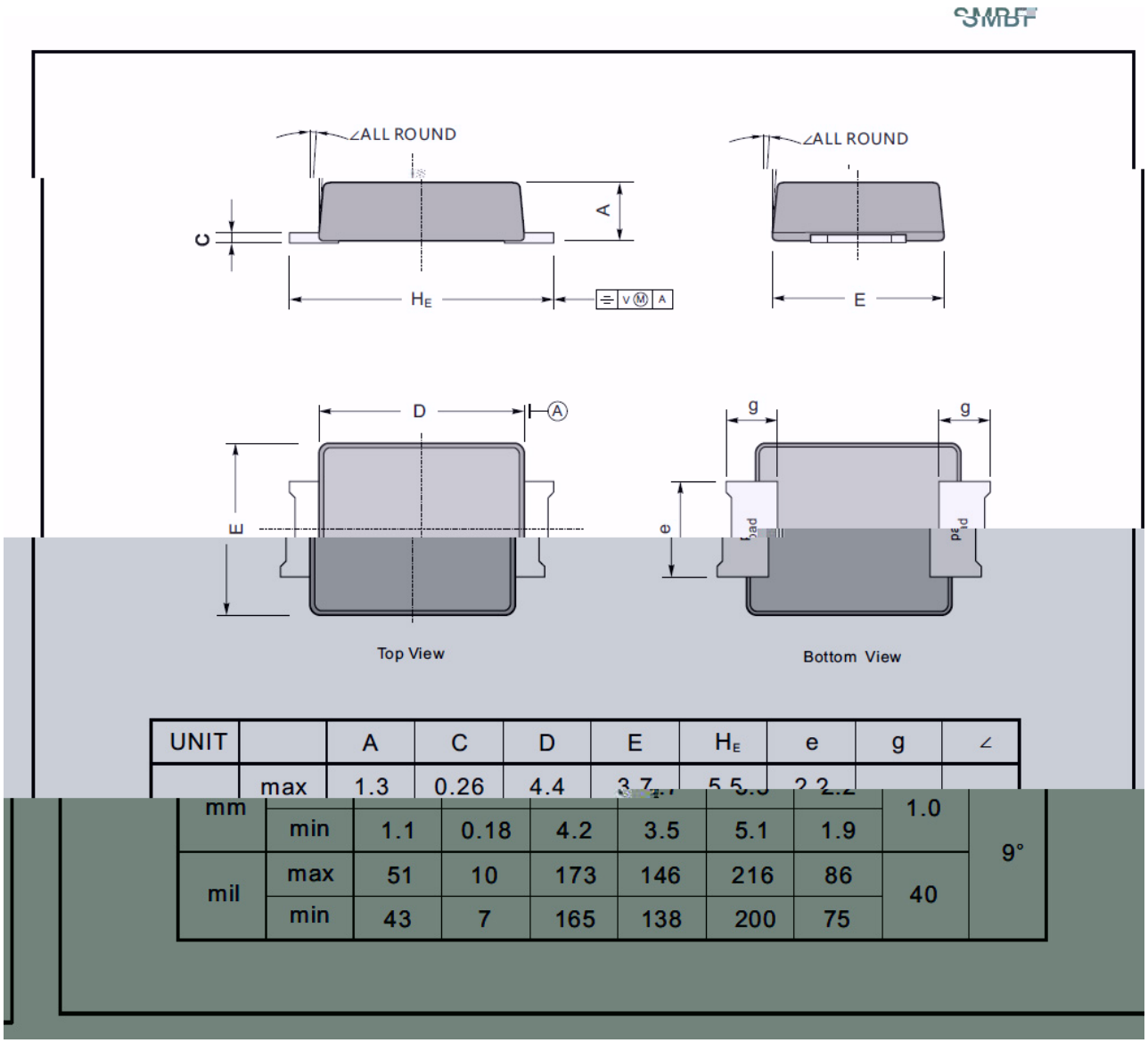

UNIT		A	C	D	E	H_E	e	g	∠
mm	max	1.3	0.26	4.4	3.7	5.5	2.2	1.0	9°
	min	1.1	0.18	4.2	3.5	5.1	1.9		
mil	max	51	10	173	146	216	86	40	
	min	43	7	165	138	200	75		

/ Marking Instructions

Marking

Type number	Marking code
S2AB	S2ABF···
S2BB	S2BBF···
S2DB	S2DBF···
S2GB	S2GBF···
S2JB	S2JBF···
S2KB	S2KBF···
S2MB	S2MBF···

/ Marking Instructions

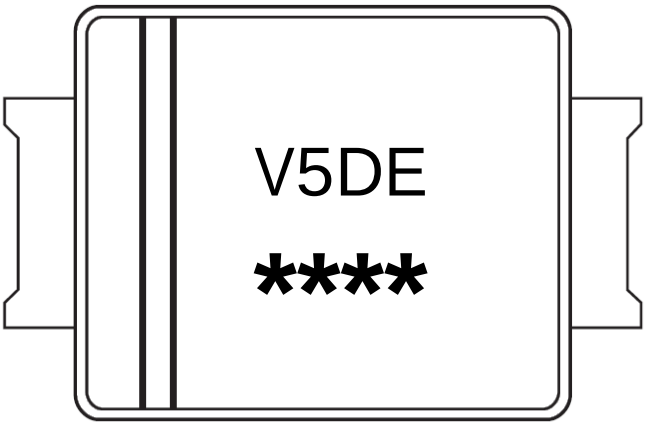

( ) /

ب ˝ χ

ĺ ♬ □ ỷ Ḱ ɫ ı ̀H ɮ Ḱ ɫ

Š Ö □ ỷ ° ɫ ı ̀H ɮ ̀Y ʌ ɪ ° ° ɫ °

ì ̇ ˥ ˛ ɔ ʌ ỷ ɪ