/ Absolute Maximum Ratings(Ta=25)

Parameter	Symbol	Rating	Unit
Collector to Base Voltage	V_{CBO}	300	V
Collector to Emitter Voltage	V_{CEO}	300	V
Emitter to Base Voltage	V_{EBO}	7.0	V
Collector Current - Continuous	I_C	100	mA
Collector Current – Continuous(Pulse)	I_{CP}	200	mA
Collector Power Dissipation	P_C	2.0	W
	P_C(Tc=25℃)	10	W
Junction Temperature	T_j	150	℃
Storage Temperature Range	T_{stg}	-55～150	℃

/ Electrical Characteristics(Ta=25)

Parameter	Symbol	Test Conditions	Min	Typ	Max	Unit
Collector to Base Breakdown Voltage	V_{CBO}	I_C=10μA I_E=0	300			V
Collector to Emitter Breakdown Voltage	V_{CEO}	I_C=1.0mA I_B=0	300			V
Emitter to Base Breakdown Voltage	V_{EBO}	I_E=10μA I_C=0	7.0			V
Collector Cut-Off Current	I_{CEO}	V_{CE}=200V I_B=0			10	μA
DC Current Gain	h_{FE}	V_{CE}=50V I_C=5.0mA	50		250	
Collector to Emitter Saturation Voltage	$V_{CE(sat)}$	I_C=30mA I_B=3.0mA			1.5	V
Base to Emitter Voltage	V_{BE}	V_{CE}=10V I_C=30mA			1.2	V
Transition Frequency	f_T	V_{CE}=30V I_C=20mA f=10MHz	70	140		MHz
Collector output capacitance	C_{ob}	V_{CB}=30V I_E=0 f=1.0MHz		2.7		pF

/ Package Dimensions

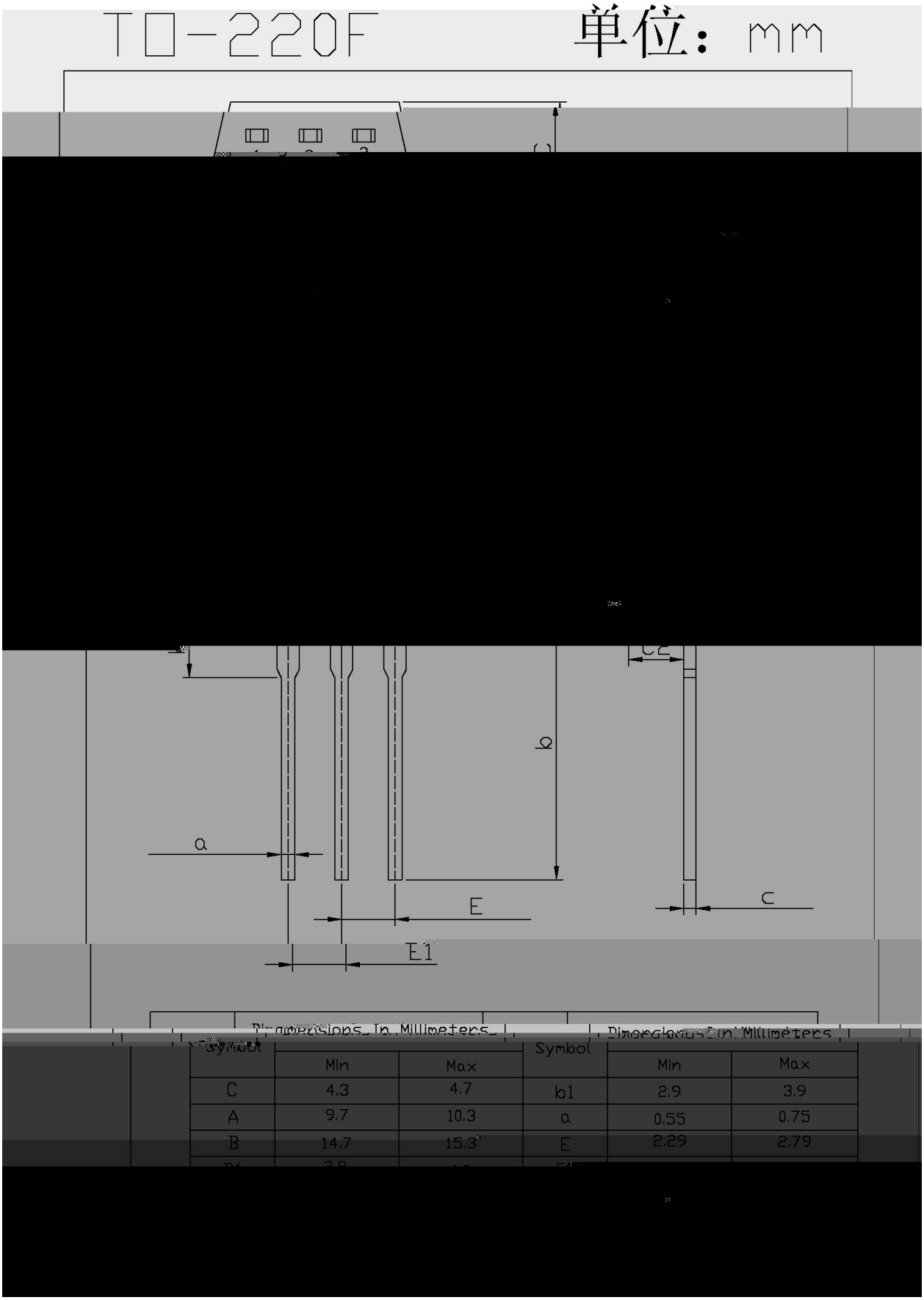

Symbol	Dimensions In Millimeters		Symbol	Dimensions In Millimeters	
	Min	Max		Min	Max
C	4.3	4.7	b1	2.9	3.9
A	9.7	10.3	a	0.55	0.75
B	14.7	15.3	E	2.29	2.79

/ Marking Instructions



BR

C3942

****

Note:

BR:	Company Code.
C3942:	Product Type.
****:	Lot No. Code, code change with Lot No.

( ) / Temperature Profile for Dip Soldering(Pb-Free)



			Note:
1	25 150	60 90sec;	1.Preheating:25~150 , Time:60~90sec.
2	255±5	5±0.5sec;	2.Peak Temp.:255±5 , Duration:5±0.5sec.
3	2 10 /sec.		3. Cooling Speed: 2~10 /sec.

/ Resistance to Soldering Heat Test Conditions

270±5	10±1 sec.	Temp.:270±5℃	Time:10±1 sec

/ Packaging SPEC.

/ BULK

Package Type 封装形式	Units 包装数量			Dimension 包装尺寸 (unit: mm^3)
	Units/Bag 只/袋	Bags/Inner Box 袋/盒	Units/Inner Box 只/盒	